



Kahlo Collection

LH2, RFC, FST corner group shown in Riga Stone (Cover 1) and Danube Seaweed (Cover 2).
Armchair shown in Riga Khaki (Cover 1) and Danube Kudu (Cover 2).

Colours represented are to be used as a guide only, colour shadings can vary slightly from each roll of fabric. Please refer to manufacturers swatch for more colour options.


Extra Flex⁺
Soft, Supportive Seating

14/07/2025


KAHLO COVER GUIDE - STANDARD BACK

Please use this guide when ordering the following pieces to clarify cover options.

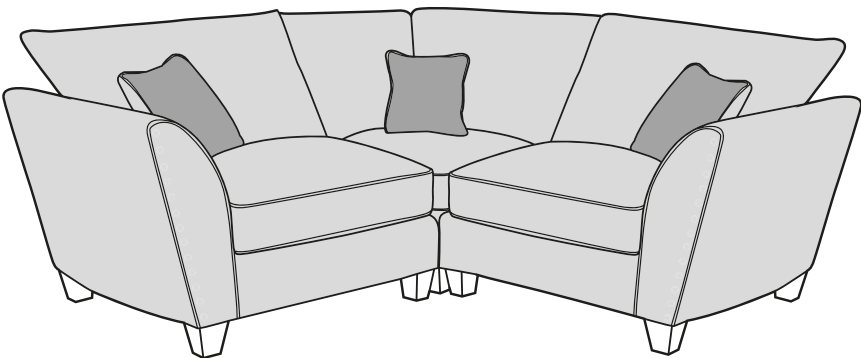
LH2, RFC, FST Corner Group



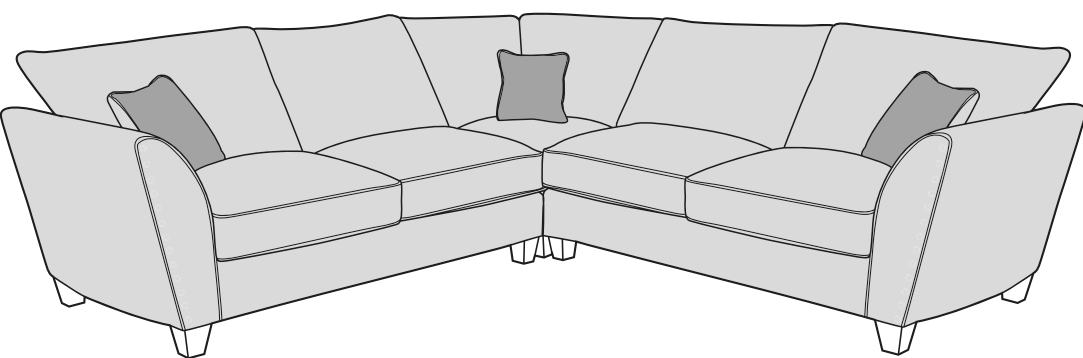
FST, LFC, RH2 Corner Group




LH1, COR, RH1 Corner Group




LH2, COR, RH2 Corner Group




ALU - Armless Unit




3 Seater sofa (3ST)





2 Seater sofa (2ST)

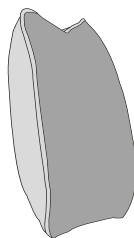


Arm Chair (1ST)



-  **COVER 1**
(BODY)
-  **COVER 2**
(SCATTER)

Scatter Cushions



Front = Cover 2
Piping = Cover1
Back = Cover1



MANUFACTURER MEMBER



KAHLO DIMENSIONS (CM)

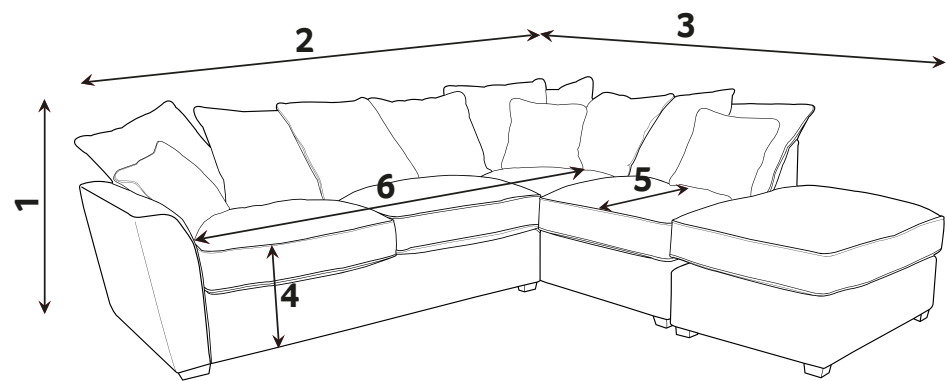
| AVAILABLE PIECES | HEIGHT 1 | OUTBACK HEIGHT | WIDTH 2 | DEPTH 3 | ARM HEIGHT | SEAT HEIGHT 4 | SEAT DEPTH (STANDARD) 5 | SEAT WIDTH 6 | ACCESS DIAGONAL 7 | WEIGHT (KG) | SCATTER CUSHION NO. |
|---|-------------|-------------------|------------|------------|---------------|------------------|----------------------------|-----------------|----------------------|-------------|------------------------|
| LH2, RFC, FST GROUP or FST, LFC, RH2 GROUP | 97 | 72 | 288 | 246 | 77 | 54 | N/A | N/A | N/A | 105.5 | 2 |
| LH2, COR, RH2 GROUP | 97 | 72 | 288 | 288 | 77 | 54 | N/A | N/A | N/A | 120.5 | 3 |
| LH1, COR, RH1 GROUP | 97 | 72 | 204 | 204 | 77 | 54 | N/A | N/A | N/A | 100.5 | 3 |
| LH2/RH2 UNIT | 97 | 72 | 194 | 94 | 77 | 54 | 50 | 164 | 209 | 44 | 1 |
| LFC/RFC UNIT | 97 | 72 | 176 | 94 | N/A | 54 | 50 | 155 | 200 | 43.5 | 1 |
| LH1/RH1 UNIT | 97 | 72 | 110 | 94 | 77 | 54 | 50 | 85 | 145 | 34 | 1 |
| ALU - ARMLESS UNIT | 97 | 72 | 80 | 94 | 77 | 54 | 50 | 80 | 123 | 25 | 0 |
| | | | | | | | | | | | |
| 3 SEATER SOFA (3ST) | 97 | 72 | 223 | 94 | 77 | 54 | 50 | 164 | 232 | 55 | 2 |
| 2 SEATER SOFA (2ST) | 97 | 72 | 196 | 94 | 77 | 54 | 50 | 137 | 208 | 48 | 2 |
| ARM CHAIR (1ST) | 97 | 72 | 122 | 94 | 77 | 54 | 50 | 61 | 146 | 39.5 | 1 |

- * Hardwood & composite board frame.
- * Dowelled, screwed, glued & stapled joinery.
- * Light & Dark foot options.

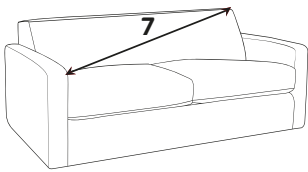
- * Fibre filled backs for added comfort.
- * Fibre filled scatters included.

- * Serpentine Seat springs & Silent Wire.
- * Superloop back springs.

DIMENSION GUIDE



Check the diagonal access dimension to ensure furniture will fit in your home.



- 1 - HEIGHT
2 - WIDTH
- 3 - DEPTH
4 - SEAT HEIGHT
- 5 - SEAT DEPTH (STD & PILLOW)
6 - SEAT WIDTH
- 7 - DIAGONAL ACCESS

Illustrations used for reference only.

Extra Flex⁺

Soft, Supportive Seating

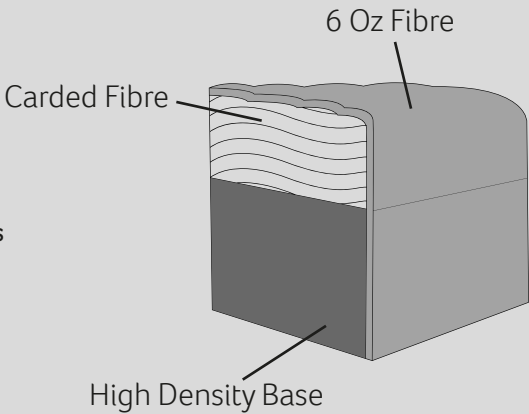
A high density foam base seat interior with a hand-rolled carded fibre, channelled topper which provides both softness and support.

CARE GUIDE

Extraflex seat cushions should be **plumped up on a regular basis** to help maintain the aesthetical appeal of your upholstery, the plumping of cushions is essential to help retain the comfort and softness of any piece of upholstered furniture.

To improve the longevity of your hand-made furniture, we recommend rotating cushions (where applicable).

For further information on maintaining your furniture please refer to the care guide located under the seat platform.



Beech (Light) Antique (Dark)

FOOT OPTIONS:



Wood is a natural product and will vary in shade/colour from item to item. Feet may require fitting.



See terms & conditions

Please note : All dimension are approximate. Allow tolerance of +/- 2.5cm.

14/07/2025